

# 2019 Heart of Texas Rally

## THE GRAPES OF WRATH TOUR

The phrase "grapes of wrath" is a biblical reference to the Book of Revelation, chapter 14: 19-20, which reads, "So the angel swung his sickle to the earth and gathered the clusters from the vine of the earth, and threw them into the great wine press of the wrath of God." This metaphor uses grapes and the wine press where the angel is helping God transform the grapes (evil on Earth) into God's wrath, punishment, and justice (wine).



You, the rally rider, will be transforming the miles on the road into points on the scoreboard. The miles are your grapes and the points your wine, your justice.

Texas is one of the oldest wine growing states in the US, with vines planted here more than a hundred years before they were planted in California or Virginia. In the 1650s, Franciscan priests planted mission vines in west Texas, near modern-day El Paso. The vines were a necessity in the production of sacramental wine used in the Eucharist. The horticulturist Thomas Munson used Texas vines to create hundreds of hybrid grapes and conducted significant research in finding root stock immune to the Phylloxera epidemic, which saved the French wine industry from total ruin. The advent of Prohibition in the United States virtually eliminated Texas' wine industry, which didn't experience a revival until the 1970s, beginning with the founding of Llano Estacado and Pheasant Ridge wineries in the Texas High Plains appellation near Lubbock.

Texas has four major wine producing regions. The wine producing regions are noted by the type of grapes that can grow in the peculiar soil of that region, the average climate, and the average annual rainfall. Some grapes which fare well near the Gulf coast could never deal with the high winds, colder temperatures, and low rainfall near Amarillo or Lubbock. Some central Texas wines could not grow in the piney woods soil of east Texas. The four regions are West, North, Central, and Southeast (or Gulf). In this rally, you will be visiting (hopefully), vineyards and wineries from every corner of the Great State of Texas.

## **But wait.....what is a rally and what am I doing?**

This is a long-distance rally. This means it is a scavenger hunt, photo collection bonus on a motorcycle timed event. Using the rules and bonus list which will be provided later, you will ride around collecting said bonuses by taking pictures of places and things or by performing some task as listed in the instructions. Each bonus is worth a different amount of points. The points depend on the difficulty of reaching said bonus or how much the rallymasters really want you to go there. During the time allotted, you collect as many points as you can. The person at the end with the most points wins!

You do not need a GPS to run this event, but they sure are helpful. The bonus listings do provide addresses or basic directions to a bonus but we've worked hard to give you GPS coordinates which will put you right on top of the bonus itself or at the best place from which to view said bonus. If you don't have a GPS, we suggest you buy or borrow one. If you don't want to use a GPS, no issues. You can have bragging rights at the banquet for being "old-school".

Do not think you can claim every bonus. You cannot and it is not possible in the time allotted. This is not a race. Speed will gain you nothing. There are no points (in this rally) for the most miles ridden or the least miles ridden or arriving to the finish first. You have a limited amount of time and unless you are using every last possible moment to be out riding and collecting bonuses, you are giving points away to someone else.

If you have questions about any part of the rules or the rally book, don't feel afraid to ask. Even experienced rally riders have questions. The only stupid question is the one not asked. Unless you're Bob Bowman. Or Danny Dossman. In that case, shut up. (I love you, Bob and Danny)

## PRE-RALLY BONUSES

### **H9MHH or 'CHARITY' – Donate to Many Helping Hands (1500 pts):**

If you have ridden with us before then you know we believe in giving back. One organization near and dear to my heart is Many Helping Hands. MHH is a non-profit, faith-based organization of local churches which once a week provide a hot meal, haircuts, counseling, and other services to the homeless and near-homeless community in an area where there are zero government funded programs for this disadvantaged segment of the community. There are no paid positions in the organization, it's all volunteer, and their monthly operating budget to help over 100 homeless a week is probably less than your car payment. For this rally, either the evening prior to your start or at the riders' meeting, purchase a raffle ticket from the rally staff. If you require a receipt, let the rally staff know. Your raffle ticket will go towards a prize to be drawn at the rally banquet. Raffle tickets are \$20 each. You can buy as many as you want but you only need one to successfully claim this bonus. Be sure to denote the points on your bonus claim form.



### **H9TST or 'TEST' – Electronic Bonus Submission (1000 pts):**

This part is REALLY important, so pay close attention. We strongly suggest you participate in the e-mail bonuses submission process. During the rally, you will take a picture with this device and then promptly e-mail that photo to [hotscoring@gmail.com](mailto:hotscoring@gmail.com). See further in the rules for instructions on this process. You do not have to use this method but we are going to reward you for saving us all time by doing it this way. To claim this bonus, at any point prior to the start of the rally, take a picture of your valid state issued driver's license with motorcycle endorsement, which will be valid during the dates of the rally (May 1-4, 2019), AND your valid proof of insurance for your motorcycle which is valid during the dates of the rally. E-mail this photo, with your name in the subject line, to scoring. Your submission of this bonus accomplishes two things. First, it is your promise that you will participate in the electronic scoring process which streamlines the scoring process at the finish. Second, it allows us to check off your license and insurance prior to the rally start and speeds up the pre-rally inspection process.



We are not going to attempt real-time scoring and it may be up to an hour before you receive a confirmation e-mail from rally staff. You will either receive a message of APPROVED or DENIED. If denied, you'll receive a brief message outlining the reason for denial. It will be your responsibility to check these e-mails. We will not call or text you to assist you. Some replies will be right away, some will not. Take care to check the bonus listing again before you ride away from the bonus.

### **H9SPT – Spotwalla Tracking (1000 pts):**

The rally rules has instructions on how to sign up for the public page and how to submit your personal link (see a few pages further on). We do this for two reasons. First, we want you to be able to look back at your route so you can see where you went and how. Second, it is a great safety tool for rally staff to check and make sure you're still moving or where you might be going. We might need to warn you of bad weather or about issues discovered by another rider about a bonus. Most of all, it's a safety tool so we know that you'll be safe and on time at the finish. If you are a newbie to Spotwalla, ask for help and test it repeatedly prior to the rally start. Ten minutes prior to 'go' is not going to be a good time to discover you haven't been tracking or your device isn't working.



# 12 & 65 HOUR RALLY

## Time Line

**Sun April 28<sup>th</sup> – Mon April 29<sup>th</sup>:** Somewhere in here you will receive leg one bonus codes and location data. No descriptions or points information will be provided at this time.

### **Tues April 30<sup>th</sup>:**

6pm : no host dinner for any rider present. We meet at the Longhorn Tavern Steakhouse (201 E. 24<sup>th</sup> St, Bryan, TX 77803). Not mandatory but I'm going to ask for a headcount of everyone who plans on attending so the restaurant can staff accordingly.

7:30 pm - whenever : general hanging out at the LaSalle

### **Wed May 1<sup>st</sup>:**

5am : documents check (if not already done) and odometer checks in the parking lot if the rider wants to have it done before the rider meeting.

6am : 65 hour riders will meet NLT 0600 at Papa Perez Mexican Restaurant (next to the LaSalle). This meeting is mandatory. There will be breakfast foods available. And coffee. Definitely coffee. You will remain at Papa Perez until released by the rallymaster. Rally packs will be handed out as well as rally flags.

10am : 65 hour rally riders released from start location.

### **Thursday May 2<sup>nd</sup>:**

6pm : 65 hour rally riders must be in by 1800. There is a one hour penalty window but riders arriving after 1900 are DNF. First leg scoring will occur. Riders are free to do whatever after scoring.

8pm & later : If you are a rider and done with scoring, we HOPE you'll be in your room either asleep or actively working towards that state. Or waiting on your pizza to be delivered. We'll have sandwiches and water at scoring.

### **Friday May 3<sup>rd</sup>:**

6am : 65 hour riders will be given 2nd leg rally pack and immediately released to go plan/ride/sleep/whatever.

6pm : No host dinner for anyone that might be around, staff or riders. Still not mandatory. Most likely we'll be going to the Chicken Oil Company (3600 S Bryan Ave, Bryan, TX).

**Saturday May 4th:**

6am : the mass horde of 12 hour riders will depart. All 2 of them.

3pm : all 65 hour riders in. One hour penalty window. Anyone in after 4pm is DNF. Scoring will have already commenced.

6pm : all 12 hour riders in. Scoring. Should take...oh...2 minutes.

6pm : head over to Murphy's Law/Bavarian Brauhaus for dinner, awards, and general frivolity. We have a live band. Ruby Dice. They're awesome. Like them on Facebook, please. The band will start a set a Murphy's from 6p-7p and then 9p-11p. I intend to catch every minute of it.

Notable locations: LaSalle Hotel, 120 S. Main St. in Bryan, TX.

GPS: 30.672813, -96.374063

If during the rally, you have mechanical issues, a crash, an injury, trouble finding a bonus, you stop to render aid, or any other of the myriad of reasons you might be delayed or stopped, contact the Rallymasters as soon as possible.

**Rallymasters: Paul Tong 214-250-1340 - paultong971@gmail.com**

**Troy Martin 817-690-7944 - qikslvr1@gmail.com**

**If you have any questions prior to the rally start, especially if there is a rule or bonus which needs clarification, please contact the Rallymasters. We'll be glad to sort it out.**

**TIME:** The rallymaster's clock will be set according the official NIST time which can be located at [www.time.gov](http://www.time.gov).

# RULES:

1. **Safety** - Do not do anything that brings your personal safety or that of another into jeopardy. There are no prizes or official honors bestowed upon any finisher of this rally and it's not worth it to take chances. It is not necessary to exceed the speed limit or to drive at speeds that are excessive for current road or weather conditions. We want you to ride smart and have a good time. Any notice that you are driving recklessly or in a manner that puts this organization or our sport into a bad light may result in disqualification. This is not a race.
2. **Equipment and Gear**- All motorcycles must be in good working order and capable of a moderate day's worth of riding. Your bike needs to start, have sufficient tread on the tires, no fuel or oil leaks, and have all required lights and equipment necessary to pass a Texas vehicle inspection. You **MUST** wear a DOT certified (or higher rated) helmet at any time you are on your motorcycle regardless of whether it is moving or running or not. Violation of this basic rule may result in immediate disqualification. You must also wear pants (does not matter what kind, just no shorts or capris, etc), motorcycle worthy footwear (i.e. no sandals, flip flops, Gucci boots, etc), and motorcycle appropriate gloves. We also **HIGHLY** recommend you wear a quality protective jacket and other motorcycle safety gear.
3. **Conduct**- Respect the Rallymaster, rally staff, and each other. It's a simple rule. If you come upon the scene of an accident, whether it involves one of our riders or not, we expect you to stop and render aid to the best of your ability even if all you can do is call 911 and direct emergency personnel to the scene. Failure to stop is considered a DNF violation. If you must stop and it will cause you to be late or miss a bonus, immediately notify the Rallymaster and we will make reasonable accommodations. This is very important to your rallymaster and I will go through great lengths to help you when you help others. If you are going to be more than 30 minutes late to the finish, contact the RM so we don't send a search party out for you.
4. **Availability**- To avoid confusion, we want to explain what availability codes mean. If it is a time code, such as 2p-5p, that means on any given day from 2pm to 5pm. Maybe the time code says M-W 4p-6p. This means on any Monday, Tuesday, or Wednesday from 4pm to 6pm. Day of the week abbreviations are Su for Sunday, R for Thursday, Sa for Saturday and everything else should be obvious. 'Nighttime only' means from looking at the picture we do not see daylight or evidence that the sun is still up. 'Daylight only' means I

can look at the picture and can tell the sun is indeed up and there is sufficient daylight to naturally light the thing being photographed. Aperture manipulation of cameras to capture ambient light to avoid availability of bonus restrictions will be denied and in some cases may be construed as cheating. Sunrise to sunset typically involves daylight so we try to always use 'daylight only' but you can use [www.timeanddate.com](http://www.timeanddate.com) at your current location to determine if you are within standard sunrise and sunset times.

5. **Insurance and License-** Each rider must carry basic liability insurance in accordance with the state he or she is licensed. At this time, we do not have minimum coverage requirements. Each rider must have a valid driver's license with motorcycle endorsement in accordance with the laws of the state in which they live. Lastly, the rider's motorcycle should have a current registration and inspection as required by the laws of the state in which they live. If your motorcycle license plate does not display a current registration sticker, bring your registration receipt you received when you renewed.
6. **Picture requirements-** In order to facilitate a smooth rally and less time at scoring at the end, we are instituting a photo by e-mail process. This will require a device which can digitally capture your bonus photo and then e-mail the photo to a designated e-mail address. There is no requirement on the size of the photo. We ENCOURAGE you to use a large file size so we have the ability to zoom in. This is especially helpful for e-mailing in receipts photos. Just don't make the picture so small that we cannot see your rally flag or the thing we sent you to photograph. DO NOT go out and purchase a cell phone with data capabilities just for this rally. If the bonus e-mail process is prohibitive to you and you need to submit photos via a memory card, you must notify the Rallymaster at least 7 days prior to the rally so that we may determine if an exception needs to be made and the most reasonable manner in which to accommodate this exception. Instructions are listed below on e-mail scoring and standard digital camera scoring. If your e-mail device breaks, you may revert to a digital camera for the remainder of the rally but contact RM at the finish to see if H9TST (a bonus you can claim which signifies your intention to use electronic scoring) can still be claimed. All bonus photos must be sent via email from the bonus location as long as you have signal and data connection. If you are in an area where your cell phone signal or data signal is insufficient to send your bonus photo, it's okay. When you do finally arrive somewhere where you can send them, do so at that time. If it is several photo submissions at one time, we understand. If you do have enough signal though and you just forget or choose not to send the photo, you may be subject to point penalties at the discretion of the rally master.

7. **Flag Requirement** – Your rally flag must be in every picture UNLESS the bonus requirement specifically states your flag is not needed. Your flag is needed for receipt submissions. Your rider number on the rally flag must be visible and legible. YOU MUST REMOVE YOUR ENTIRE BODY FROM YOUR MOTORCYCLE TO TAKE THE PICTURE. All pillions must be in EVERY photo unless the instructions specifically state your flag does not have to be in the picture or you are photographing a receipt. You just must not be on your motorcycle when the picture is taken, driver or rider. If the bonus requires the rider be in the picture, this means that both the rider and the pillion (and your rally flag) must be in the picture. If you lose your rally flag, contact the rallymaster. From that point on, your face (and your pillion if applicable), must be in every picture. The penalty for losing your flag is half your final points.
8. **SPOTWALLA bonus**- This bonus is for joining the public rally page AND sending us a SPOTWALLA link for your personal ride prior to the rally start. If you go to <https://www.spotwalla.com>, you will find links and information on to what devices are compatible with SPOTWALLA. You do not have to own a Spot device. DeLorme Inreach is compatible as are apps that you can place on your iPhone or Android phone. There are numerous options.

To get points for this bonus, join the public 2019 Heart of Texas Rally page on Spotwalla with your initials as your location ID (**see next page**). Once done with that, create a personal trip in Spotwalla and send us the link. If you choose to password protect your personal trip link, please include the password in the e-mail you send us with the link. Prior to the rally start, send your name and your link (and password if one) to [hotscoring@gmail.com](mailto:hotscoring@gmail.com). Once we get your link, we'll add the SPOT bonus to your score sheet. **Be sure to remember to add the points to your leg one bonus claim form.**

Don't forget to test your Spotwalla personal trip before you leave the house!

See the next page for instructions on how to sign up for the public page.

\*\*\*You must sign-up for the public page AND send me your link to your personal SPOT trip you've set up for this rally. That's two requirements for the SPOT bonus\*\*\*



## PUBLIC SPOTWALLA PAGE

There will be a special place in Heaven for Jason Jonas. He runs the Spotwalla page and provides this excellent service to the whole world free of charge. Jason has set us up a public Spotwalla page for the rally. You are NOT REQUIRED to participate but you will not receive the SPOT bonus unless you join the public page and send us your personal trip link. There's no view password on the public page so please be sure you are aware of secure zones and how to control the types of messages that update your location on the page.

See this link for supported devices: <https://spotwalla.com/help/devices.php#supported>


Secure zones are regions of the map where locations will not be shown. They allow the user to safeguard their home, place of work, grandma's house or any other region where they want to maintain some privacy. More information on secure zones can be found here: <https://spotwalla.com/help/devices.php#home>

**The direct link to the 2019 Heart of Texas Rally location page is:**

<https://spotwalla.com/locationViewer.php?id=633>

**Riders can join the public page by clicking this link:**

<https://spotwalla.com/join.php?a=a&id=633>




When you join the page, you will have an opportunity to enter your initials as your location ID.

When I receive your personal trip link, I will double check to make sure you have registered for the public link. I will then add that you achieved the SPOT bonus on the score sheet BUT you must still remember to list it on your bonus claim form. There will be a location on the leg one claim form for you to write in the points.

## CLAIMING A BONUS

All photos must clearly show your rally flag in the picture unless the instructions for the bonus specifically state otherwise. For receipts, just place your receipt next to your rider number on your rally flag and take a picture of that. Your rider number must be visible. For two-up couples, the pillion must appear in all pictures (except for receipt photos, unless your pillion is REALLY small).

Example shot with a flag (from the 2015 NIITWIt Rally Clinic):



Please note the example photos in the rally book. Your photo does not have to exactly match but when scouting, we took our photos from the easiest spot we could reach the bonus, so if you try to match our photo as much as possible, your scoring will go much easier. You've ridden mile after mile to reach some of these destinations. Take the time to read, and then re-read, the bonus instructions before you snap your photo and shoot off down the road.

Once the picture is captured, you will e-mail the photo to:

**hotscoring@gmail.com**

You will put in the subject line: RIDER NUMBER + BONUS CODE + ODO READING

Example: **54 LIZC 1122** (this is rider #54 claiming bonus LIZC with 1122 miles on the odo)

The Rallymaster and/or Scoremaster will attempt to reply to each submission. Our reply may not be immediate, so do not sit around at the bonus location waiting for a reply before you move on to the next bonus. If you are in a no-data zone, attempt to submit your bonus as soon as reasonably possible. Do not hold the pictures until the end of the rally. Once the photo is

sent, log the bonus on your claim form by filling in the pertinent information. Send all photos in the order taken and list them on your bonus claim sheet in the order submitted. At scoring, we will compare our list with your list to make sure they match. If you don't log it on your claim form, you will not get that bonus. If your claim sheet matches the scorer sheet, your scoring is done and should take about 30 seconds. There will not be an attempt at real-time bonus approval for this rally.

If you reach a bonus destination and the bonus is unavailable (i.e. closed, burnt down, stolen, moved, etc) call the Rallymaster. If you cannot reach us because everyone else is calling, take a picture of the surrounding area and the coordinates on your GPS to show you were there and submit that. If another rider is able to claim the bonus normally though, you will not be able to claim those points. Make every effort to comply with bonus instructions before resorting to alternate proof. Traffic, parades, military operations, and road races will not work as excuses why you couldn't get to the bonus for a picture. Look for a work-around to the problem. If everything fails, call the Rallymaster.

You may take as many pictures of any bonus as you desire but do not submit them all. Find the best picture and submit that one. Keep the rest and we can look at them later if it's necessary.

Also be aware that you may have to walk, or climb, to claim some of these bonuses. Some of them are difficult for anyone. If you cannot physically perform the task, do not attempt them. Trust the rallymaster, there are significant points available for much easier to reach bonuses. Some bonuses that require considerable non-riding effort have decent point values, but this is because the bonus will take anyone a decent amount of time to claim. It's proportional to the time and effort. Research your route and bonuses you attempt to claim before the rally start. There are no tricks. Some things worth seeing are not accessible directly via motorcycle but we still want you to experience them.

## SUBMITTING YOUR BONUS RECEIPTS

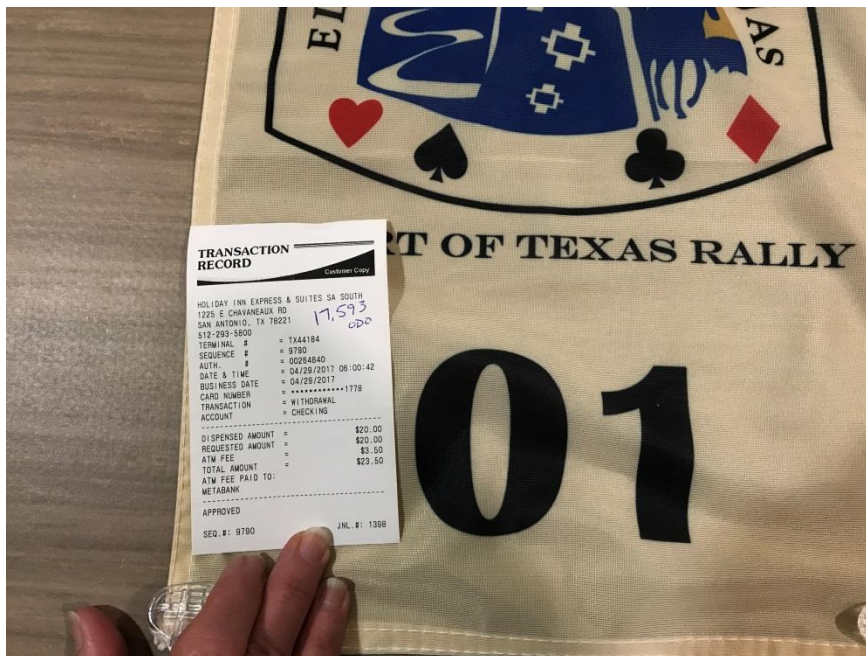
The rules for receipt bonuses are essentially the same as any other bonus and we're going to make it easy for you. Make sure the receipt is computer generated and lists the name and address of the location (see special rule under **RECEIPTS** for exceptions on this rally). Ensure the time and date on the receipt fits the time availability for the bonus. Take a picture making sure the entire receipt and rider number are in the picture. Then, e-mail your picture to scoring at:

**hotscoreing@gmail.com**

You will put in the subject line: RIDER NUMBER + BONUS CODE + MILEAGE

Easy, right? (Note: the larger the picture file size, the easier for us to zoom in and see the receipt detail, so this is one time not to scrimp on the file size.)

Here's an example:



## RECEIPTS

All receipts **MUST** be computer generated. Additionally, the receipt must contain the establishment's **NAME, ADDRESS,** and also include the **DATE and TIME.** Additionally, keep your receipts for the scoring table in case there is a problem with the picture you submit. (See special instructions in next paragraph)

**BUT WAIT!!!! What if the little mom & pop place I went to for a bonus doesn't have computer generated receipts? What if they don't even give receipts at all?** Don't fret. Take whatever receipt they gave you and e-mail that it. It's okay for these small operations and for these we waive the "must be computer generated" requirement. If the receipt doesn't have the name of the establishment, please have them write it on there somewhere. We understand. If you cannot receive any type of receipt at all, we'll have you take a picture of your flag with your bike and the establishment in the picture. Call or text the rallymaster to let him know so we don't deny the bonus submission. Cool?

## **STANDARD DIGITAL CAMERA SCORING**

You do not have to do the e-mail (electronic) scoring. If you need an adapter to connect your camera to a computer, please make sure you bring it to the scoring table. Scorers will be able to download data from standard SD cards, but if you're using something else, please make sure you bring anything needed to read your data with you. Unfortunately, if you choose digital camera scoring (vs. the e-mail scoring method), you will not be eligible for the H9TST bonus which offers a significant bonus for those choosing to do e-mail scoring.

**If you use a standard digital camera, you must set the camera to the proper date and time on the Central time zone.** No photos will be accepted that are marked by the camera as being taken outside of the rally hours. **Please remove any non-rally photos from your memory card.** The Scoremaster has stated there will be penalty points if non-rally related photos should be on the card.

## **THE EMAIL BONUS – H9TST or ‘TEST’**

Is this new method of scoring (electronic scoring) a little new to you? Do you want to make sure this is going to work before you start? I can't blame you and we want to make sure it works as well. Since reading comprehension is super important, we hope that you've taken the time to read this page because it's worth a bunch of points. Yes, this initial bonus, which you can earn the day you receive these rules, is worth many points. Again, you may submit this bonus when you receive the rules but not later than 12:01am Saturday April 27. If you do it after that, great, but you won't get points for it.

This is what we want: Using the device and e-mail settings you will use for the Heart of Texas Rally, take a picture of your valid state issued driver's license with motorcycle endorsement, which will be valid during the dates of the rally (May 1-4, 2019), AND your valid proof of insurance for your motorcycle which is valid during the dates of the rally. E-mail this photo, with your name in the subject line, to

**hotscoring@gmail.com**

Make sure that you use your name in the subject line. Therefore, if I were to send in the picture of me and my documents, the subject line would read:

**Paul Tong H9TST or Paul Tong TEST (I will accept either one)**

Once you have completed this, we will send you a confirmation e-mail as soon as we can. Be sure to claim this bonus on your leg one score sheet under TEST. **If you claim H9TST, you agree to do e-mail submission of bonus photos for the entire rally.** Thus, if you decide to change to a digital camera for scoring, you will not receive H9TST points.